

## Student Submission of Papers to Turnitin through Blackboard

Students in a Blackboard class can submit papers to Turnitin assignments that have been created for them. Students submit papers from their Assignments page. To open the Assignments page, students click the **Assignments** link within their course.

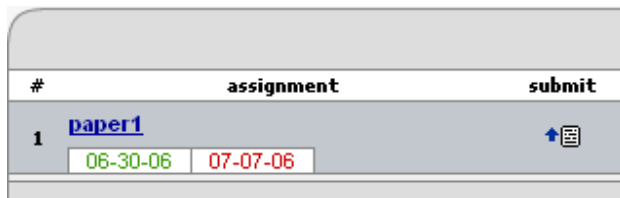



To submit a paper to an assignment:

1. Click the **view/complete** link next to the assignment.

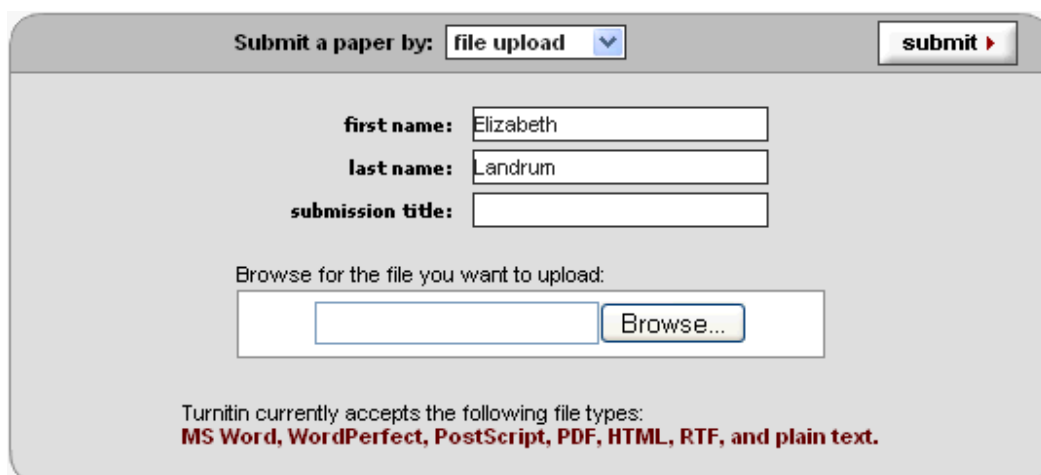


2. Click the submit icon.



#	assignment	submit
1	<a href="#">paper1</a> 06-30-06 07-07-06	

3. The submission form will open.



Submit a paper by:

first name:

last name:

submission title:

Browse for the file you want to upload:

Turnitin currently accepts the following file types:  
**MS Word, WordPerfect, PostScript, PDF, HTML, RTF, and plain text.**

- Choose submission options:
  - File upload (default)

- Cut & paste
- Enter a submission title.
- Click the **browse** button to locate the file you want to submit.

4. Click **Submit** to upload the selected file to Blackboard.

If your instructor has given students access to Originality Reports, you can view your submission and report by clicking on an assignment's **View/Complete link**. Please note that by default students cannot access reports. To allow student access to the reports, faculty need to set up the option when creating the Turnitin assignment.

If students have been granted access to the Originality Reports you will see the following screen after clicking on View/Complete.

#	assignment	submit	title	submitted	conter
1	<a href="#">paper1</a> 06-30-06 07-07-06		<a href="#">paper</a>	06-30-06	0%

If you click on the content percentage icon, you will see the same report as an instructor sees.