

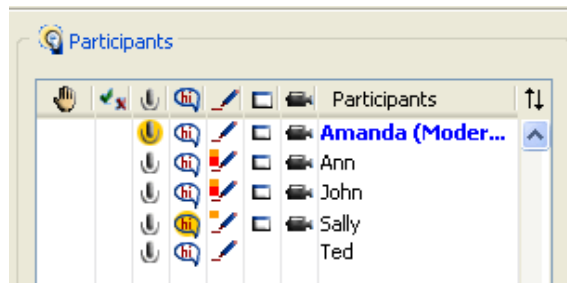


Using the Moderator ESP Indicators Quick Reference Guide

When a Participant or Moderator is using a feature a yellow halo appears behind the permission icon next to their name. ESP (Elluminate Sensory Perception) indicators appear in the Audio, Whiteboard, Application Sharing, and Video Camera permission columns when a delay has occurred and the Participant has not received the information. The ESP or activity indicators are dynamic and will be updated and visible to all Moderators throughout the session. By keeping an eye on these indicators, you can adjust the pace of your session.

Whiteboard ESP Indicators

When content in the form of presentations, images and objects are loaded onto the Whiteboard screens; you are notified when Participants have not received all of the content. There are two colored indicator lights available in the Whiteboard permission column in the Participants list.



Red: A red light next to a Participant's name indicates that he or she has not received the Whiteboard screen that the Moderator has currently set for the

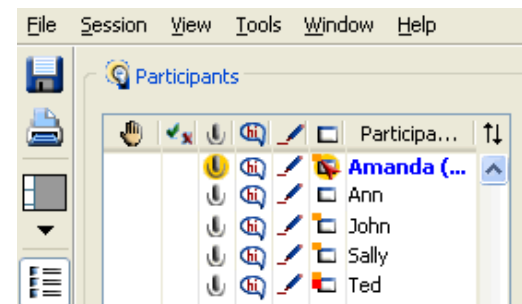
Participants to view. This light will disappear once the Participant has received the current screen content from the server.

Orange: An orange light next to a Participant's name indicates that he or she is still receiving the Whiteboard screens from the server. This light will disappear once the Participant has received all of the Whiteboard screens.

Application Sharing ESP Indicators

While you are hosting an application sharing session, you may see red and orange activity indicators next to your name or each Participant's name (only the host can see these indicators). The orange and red indicator lights represent the length of the delay.

- When you see an indicator next to the host's name, it means that the host still has a backlog of information to send to the server.
- When these indicators appear next to a Participant's name, it means they are still receiving information from the Elluminate *Live!* Server.
- When you see both the red and orange lights next to a Participant's name, it indicates more of a delay when compared with a Participant with just an orange light.
- When there are no indicator lights visible, it means that the Participant's Application Sharing display is in sync with the person hosting the application sharing session.



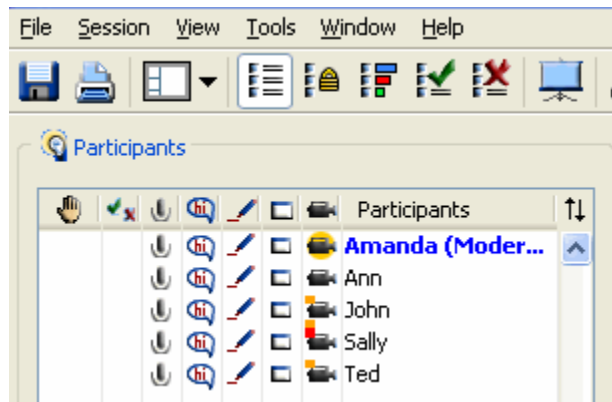
Video Camera ESP Indicators

While someone is sending a Video broadcast, activity indicators may appear in the Participants list in the video camera permission column. The broadcaster (the person hosting the Video broadcast) will see activity indicators for himself and everyone else in the session, while each Participant in the session only sees activity indicators for themselves.

Orange: Appears for the broadcaster whenever he is trying to send video data to the server faster than the server can support it. An orange indicator appears for a viewer if they are averaging less than two out of three frames that the broadcaster is sending.

Orange & Red: Appears for the broadcaster whenever the delay in sending the video data to the server exceeds 5 seconds. An orange-and-red indicator appears for a viewer if they are averaging less than one out of three frames that the broadcaster is sending.

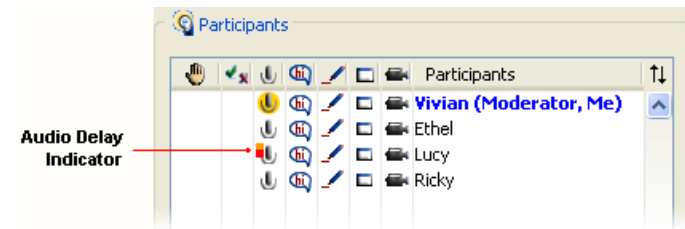
Red: Appears for the broadcaster whenever the delay in sending the video data to the server exceeds 15 seconds. A red indicator appears for a viewer if the viewer has hidden their video window and therefore is receiving no video data from the broadcaster.



Audio ESP Indicators

Audio activity indicators appear in the Audio permission column in the Participants list indicating if any of the Participants are experiencing delays in the Audio transmission or are not responding the Audio service. Only Moderators and the person currently using the microphone (referred to as the talker) will be able to see the Audio activity indicators.

When talkers notice Audio delay indicators, they will be able to pace the Audio and wait for the Participants who are experiencing delays time to catch up; they do so by muting the microphone and Audio transmission



There are three colored indicator lights available in the Audio permission column:

Orange: The Participant is experiencing delays in the audio stream originated by the Talker of between 3 to 8 seconds.

Orange & Red: The Participant is experiencing delays in the audio stream originated by the Talker of more than 8 seconds.

Red: The Talker or any of the Participants are non-responsive and may be offline from the conference. This usually means some problem with the user's network connection. Often it will be followed by the user getting disconnected from the session.